



# ABDOMINAL EXAMINATION TRAINER

60000 LIGHT

60054 DARK



Ideal for **OSCE** preparation and assessment.

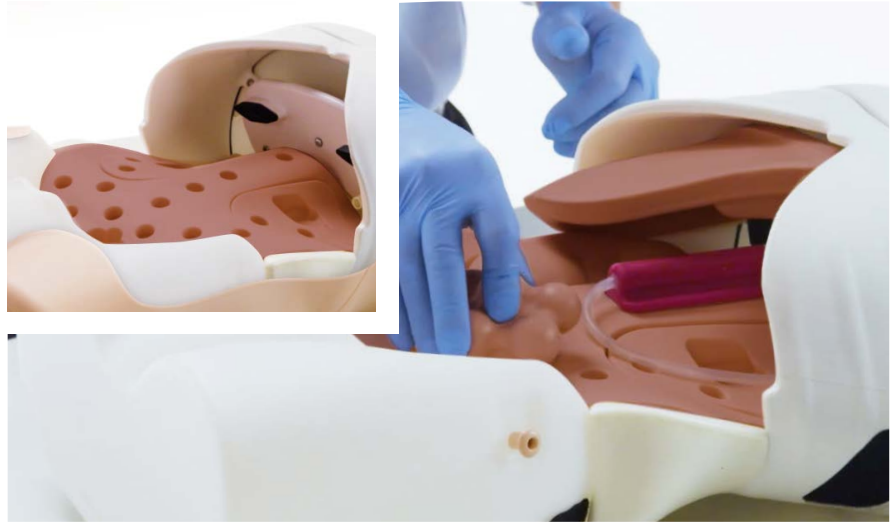


*Learning has never been more lifelike*

[limbsandthings.com](http://limbsandthings.com)

## SKILLS

- Familiarity with the abdominal regions and underlying anatomy
- Practice in abdominal palpation, auscultation and percussion
- Ability to differentiate normal from abnormal anatomy
- Identification of ascites, specifically shifting dullness and fluid thrill
- Identification of gaseous distension and bowel obstruction
- Ballottement of kidneys
- Professional-to-patient communication



## QUALITIES

### REALISM

- Organs feel realistic on palpation and respond appropriately to percussion
- Lifelike quality of abdominal skin accommodates stretching for gaseous distension and ascites simulation
- Realistic ballottement of enlarged kidney

### VERSATILITY

- Abdominal skin is simple to remove, allowing quick and easy changeover of organs
- Suitable for both bench top use and hybrid use with Simulated Patient
- Model can be rolled onto side for examination of ascites and shifting dullness

### KEY FEATURES

- Interchangeable organs and pathologies of varying sizes can be quickly and easily inserted into the abdomen
- Trainer or Simulated Patient can vary respiratory movement of liver and spleen by the turn of a wheel
- Integral amplifier and surface mounted MP3 player allow training in auscultation of normal and high-pitched or obstructed bowel sounds, renal and aortic bruits - in variable locations
- Volume of bowel sounds can be adjusted and MP3 player allows for additional sounds to be loaded
- Distension set allows for the following:
  - Realistic checking for ascites using percussion, shifting dullness or fluid thrill technique
  - Simulation of bowel obstruction on percussion and auscultation
- Pulse bulb allows simulation of normal and aneurysmal aortic pulse

### SAFETY

- Latex free

### CLEANING & CARE

- Skin surface is washable using soap and water

## ANATOMY

- Torso featuring abdomen, pelvis and lower part of thorax
- Bony landmarks include ribs, costal margin, xiphisternum, pubic crest and anterior superior iliac spines
- 3 Livers: slightly enlarged, enlarged with smooth edge and enlarged with irregular edge
- 2 Spleens: slightly enlarged and markedly enlarged
- 2 Enlarged Kidneys
- Distended Bladder
- 2 Aortas: normal and aneurysmal
- Set of 6 Abdominal Pathologies includes:
  - 4 Smooth masses: 2 sizes, each with hard and soft version
  - 2 Irregular hard masses
- Distension Set includes:
  - Ascites bag
  - Gaseous distension bag, pump and foam insert
- Simplified representation of lower thoracic & lumbar spine

## WHAT'S INCLUDED

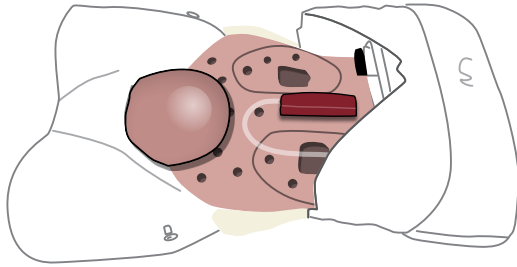
60000

60054

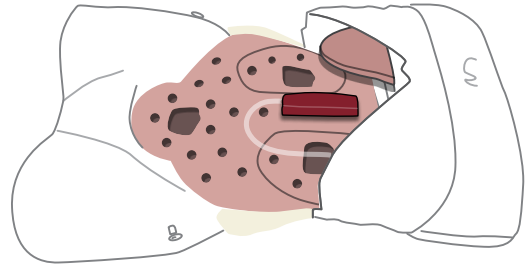
Abdominal Examination Base Unit
Abdominal Examination Skin
Abdominal Examination Rectus Bag
Abdominal Examination Organ Locator
Abdominal Wall
Abdominal Examination Livers (Set of 3)
Abdominal Examination Spleens (Set of 2)
Abdominal Examination Kidneys (x2)
Abdominal Examination Bladder
Abdominal Examination Pathologies (Set of 6)
Abdominal Examination Aortas (Set of 2)
Abdominal Examination - Distension Set
International 5V DC Power Supply
AA Batteries (x4)
Carry case (x2)

# SET-UP EXAMPLES FOR SCENARIOS

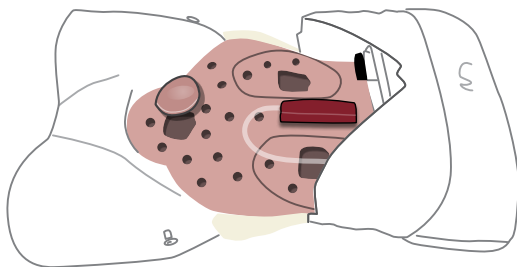
ACUTE URINARY RETENTION - BLADDER



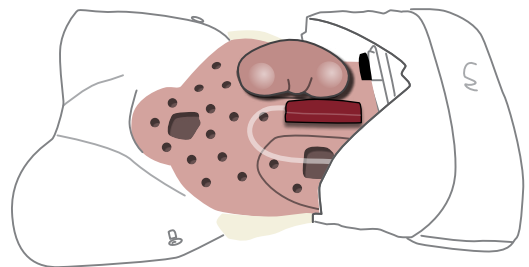
SLIGHTLY ENLARGED LIVER



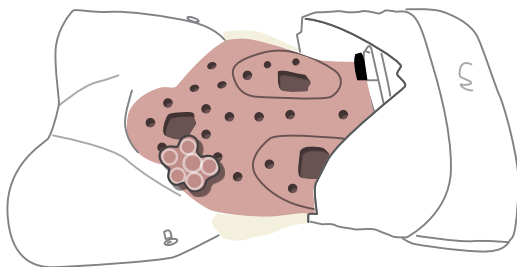
OVARIAN CYST - SMOOTH SOFT MASS



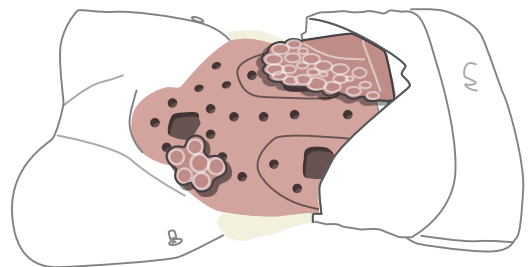
ENLARGED KIDNEY



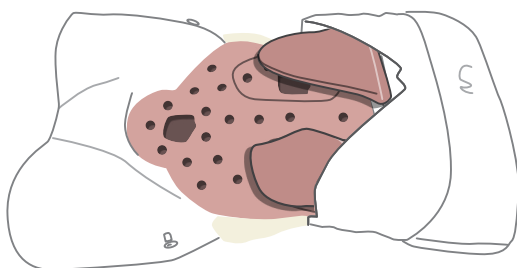
CARCINOMA ON MASS IN LEFT ILIAC FOSSA



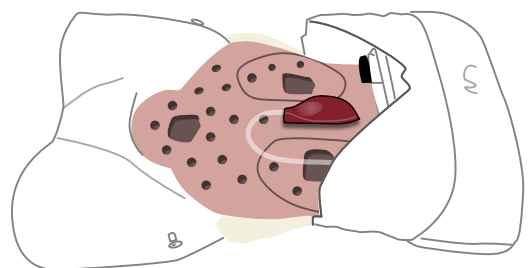
CARCINOMA WITH LIVER METASTASIS



LYMPHOMA



AORTIC ANEURYSM



## CURRICULUM REFERENCES

<p><b>UNDERGRADUATE MEDICAL STUDENT (Y1-2)</b></p>	<p>“Examinations:          - Auscultate and describe bruits          - Systematically inspect, percuss, and auscultate lungs          - Perform Light and Deep palpation          - Demonstrate tests for peritoneal irritation          - Describe the Liver Span          - Palpate for liver and spleen          - Show how to detect ascites”</p>	<p><i>AAMC Recommendations for Clinical Skills Curricula for Undergraduate Medical Education, page 27-28</i></p>
<p><b>UNDERGRADUATE NURSING STUDENT</b></p>	<p>“Abdominal Assessment:          - Identify landmarks dividing abdominal region into quadrants          - Auscultate bowel sounds, listening at least 5 minutes before describing sounds as absent          - Auscultate for vascular sounds over epigastric region and each quadrant          - Percuss each of the 4 quadrants, noting areas of tympany or dullness          - Percuss for a fluid wave          - Lightly palpate over each quadrant          - Palpate for smooth round mass below umbilicus and above symphysis pubis          - Notes size, location, shape, consistency, tenderness, mobility, and texture of any masses palpated”</p>	<p><i>Clinical Nursing Skills and Techniques, Performance Checklist Skill 6-5, page 63</i></p>
<p><b>ADVANCED PRACTICE NURSES</b></p>	<p>“<b>Auscultation:</b>          - Presence, character &amp; frequency of bowel sounds          - Presence of bruits (renal, iliac or abdominal aortic)  <b>Percussion:</b>          - Percuss – resonance, tympany, dull, flat          - Liver: define upper and lower borders, measure span          - Spleen: confirm presence of normal resonance over lowest rib interspace in anterior axillary line          - Bladder: identify distension and fullness          - CVA percussion for tenderness Palpation  <b>Palpation:</b>          - Examine all four quadrants in succession          - Start with the painless areas, and palpate the painful area last          Light Palpation (perform first)          - Tenderness, muscle guarding, rigidity          - Superficial organs or masses  <b>Deep Palpation:</b>          - Assess for abdominal guarding, tenderness or rigid abdomen          - Feel for organs          - Masses: location, size, shape, mobility, tenderness, movement with respiration, pulsation, hernias (midline, incisional, groin)”</p>	<p><i>College of Registered Nurses of British Columbia, Adult GI-GU Assessment, page 6</i></p>

USA V.4 Jan 2022



REQUEST A QUOTE



REQUEST A DEMO



BUY ONLINE



CUSTOMER SUPPORT

**limbsandthings.com**