



JOINT INJECTION RANGE

The products in this range have been specifically designed to improve the training of soft tissue joint injection.



Learning has never been more lifelike

limbsandthings.com

HAND & WRIST INJECTION TRAINER

Suitable for all levels of training, the NEW Hand & Wrist Injection Trainer allows trainees and clinicians to practice and teach injections in five different locations within the hand and wrist: the Carpal Tunnel, De Quervain's Sheath, Trigger Finger, First Carpometacarpal Joint, and the Distal Radioulnar Joint.



QUALITIES

REALISM

- Interactive model anatomy
- Anatomically correct
- Includes important ligament and skeletal structures

KEY FEATURES

- Facilitates injection in 5 key sites
- Presence of Median Nerve allows for negative feedback
- New app provides interactive real-time feedback
- Each site can withstand over 200 injections
- Skin can be easily removed and changed

VERSATILITY

- Lightweight and easily portable
- App can be set to English UK, English USA, French, Mandarin, Spanish and German

CLEANING & CARE

- Skin surface is washable using soap and water

SAFETY

- Fluid should not be injected into any of the sites, due to the electronics contained
- Latex free

KNEE ASPIRATION & INJECTION TRAINER WITH ULTRASOUND CAPABILITIES

An anatomically accurate adult knee model for injection and aspiration of synovial fluid from the knee joint, from both the lateral and medial aspects, using palpation or ultrasound-guidance. The robust sealed knee includes knee joint, patella, patellar tendon and the suprapatellar space.

70103

70114



QUALITIES

REALISM

- Discrete muscle and skin layers provide realistic tissue and needle response
- Anatomically accurate synovial sac and palpable patella
- Realistic colour and consistency of synovial fluid

KEY FEATURES

- 1000+ stabs per module with 21 gauge needle
- Precise, palpable anatomy with bony landmarks
- Robust, sealed knee unit that holds all anatomy
- Key internal landmarks visible under ultrasound
- Compatible with all standard ultrasound machines
- Echolucent material allows aspiration and injection under ultrasound-guidance

- Suitable for undergraduate and postgraduate medical study
- Knee skin is watertight

VERSATILITY

- Caters for ultrasound-guided technique as well as palpation
- Can be used with leg supports for supine position, or without leg supports for side of bed position
- Separate Fluid Bag & Stand ensure the model is easy to use and mobile
- Clear indicator on fluid bag to prevent overfilling

SAFETY

- Latex free

SHOULDER INJECTION TRAINER RANGE

Should Injection Trainer range combines physical practice with the guidance of technology. It provides a repeatable teaching and training platform for should injections in the 4 most common sites: glenohumeral joint, subacromial space, acromioclavicular joint, bicipital groove.

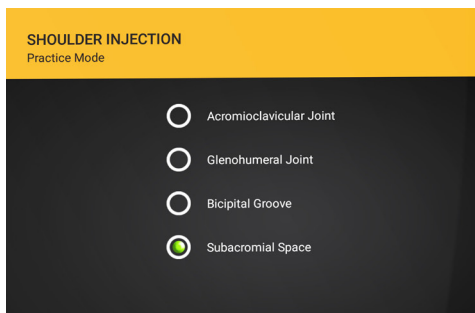
Both models share a common torso but offer different levels of complexity to support trainees from early learning through to specialist levels.

SHOULDER INJECTION TRAINER - PALPATION GUIDED

70200

70219

With tablet included, the accompanying Android app allows learners and teachers to visualize the underlying anatomy, as well as clearly signalling success.



QUALITIES

REALISM

- Discrete muscle and skin layers for realistic needle feel

KEY FEATURES

- Palpation to find the 4 most common injection sites
- Instant feedback for the trainee when a site is correctly located
- Injections from multiple approaches to allow for different preferences
- Suitable for postgraduate learning
- App features full 360-degree view of underlying anatomy and injection site to aid learning
- Cost effective replacement skins

VERSATILITY

- Each skin can withstand up to 500 injections per site (x1 spare shoulder skin supplied)
- Simple Bluetooth connection between app and trainer
- Requires only a standard needle (supplied)
- Batteries (x2 AA supplied) last for up to 500 hours

SAFETY

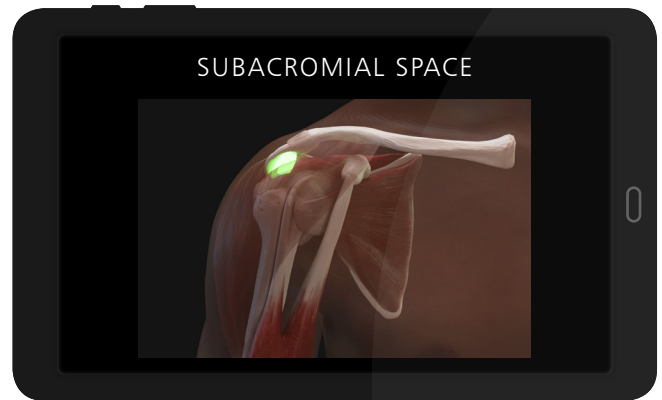
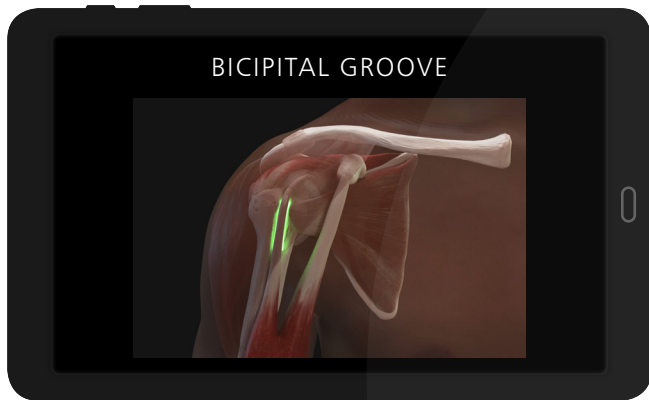
- Latex free

SHOULDER INJECTION TRAINER - ULTRASOUND GUIDED

70202

70221

Caters for ultrasound guided techniques, as well as allowing injection and aspiration of fluids under ultrasound.



QUALITIES

REALISM

- Innovative materials within the shoulder create close to life ultrasound images

KEY FEATURES

- Eco lucent materials visible under ultrasound, represent the key internal landmarks
- Successful injection can be confirmed by visualising fluid entering the site, or by aspirating fluid
- The quantity of fluid in the Subdeltoid Bursa can be adjusted, from no fluid present to a fluid-filled distension for differing skill levels
- Nerve block functionality - allows trainees to view and inject around the Suprascapular nerve

VERSATILITY

- Watertight and durable up to 400 injections per site
- Altering the size of the bursa allows trainers to change the level of difficulty of training (less fluid is more challenging to inject)
- Synovial fluid has a realistic colour

SAFETY

- Latex free

ELBOW FOR JOINT INJECTION

30080



For practicing soft tissue joint injection used for the treatment of injuries and arthritis. The arm is presented for the treatment of both Golfer's and Tennis elbow.

QUALITIES

REALISM

- Flexed right elbow, which rotates on the stand

KEY FEATURES

- Easy-to-use Feedback Console: LEDs light up when correct injection sites have been acquired, point of maximal tenderness has been palpated and when the ulnar nerve has been hit

VERSATILITY

- Supplied with 'No Trace' marker for illustrating underlying anatomical landmarks

FOOT & ANKLE FOR JOINT INJECTION

30100



A foot and ankle for practicing soft tissue injection for the treatment of injuries and arthritis. Designed in collaboration with Mr Jim Pickard and Dr Chris Davies from the University of Huddersfield, UK.

QUALITIES

ANATOMY

- Represents normal anatomy as required for palpation purposes

KEY FEATURES

- Easy-to-use Feedback Console: LEDs light up when correct injection sites have been acquired

SAFETY

- Latex free



CURRICULUM REFERENCES

POSTGRADUATE NURSING

Adult-Gerontology Acute Care And Primary Care NP Competencies 2016, p.42

UNDERGRADUATE MEDICINE

Association of American Medical Colleges: Recommendations for Clinical Skills Curricula for Undergraduate Medical Education, Appendix B; Clinical Testing and Procedural Skills p.23

GP TRAINING

The RCGP Curriculum: Professional & Clinical Modules, The Royal College of General Practitioners, 2016, p.327

PHYSICIAN ASSISTANT

Nurse Practitioner (NP) and Physician Assistant (PA) Rheumatology Curriculum Outline, American College of Rheumatology (ACR) and Association of Rheumatology Health Professionals (ARHP), 2017, p.8

FAMILY MEDICINE

AAFP Residency Guidelines, Musculoskeletal and Sports Medicine, Reprint No. 265 (p.4)

RHEUMATOLOGY

Core Curriculum Outline for Rheumatology Fellowship Programs, American College of Rheumatology, 2015

CLINICAL RADIOLOGY TRAINEES

Speciality training Curriculum for Clinical Radiology, 2016, p.111

USA V.1 Mar 2021



REQUEST A QUOTE



REQUEST A DEMO



BUY ONLINE



CUSTOMER SUPPORT

limbsandthings.com