



USER GUIDE



CLEAN BLEED™ MAT

70400



FOR MORE SKILLS TRAINING PRODUCTS VISIT

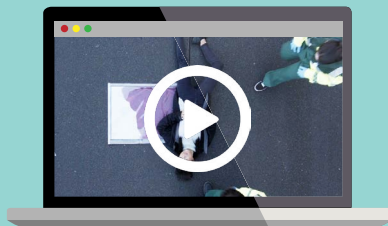
limbsandthings.com

Sussex Street, St Philips, Bristol, BS2 0RA, UK | sales@limbsandthings.com | +44 (0) 117 311 0500

INDEX

PACKAGE SUPPLIED	3
TEST CERTIFICATION	4
SAFETY & CLEANING INSTRUCTIONS	7
SET UP	8
• PLACING PAD WITHIN CLEAN BLEED™ BAG	8
• FILLING THE CLEAN BLEED™ RESERVOIR	9
• CONNECTING THE TUBES	10
• RELEASE FLUID INTO THE CLEAN BLEED™ MAT	11
CLEAN UP	12
• DRAIN THE CLEAN BLEED™ MAT	12
• REMOVE ANY EXCESS BLOOD	13
• BEFORE STORAGE	14
SET-UP EXAMPLES FOR SCENARIOS	15

TAKE A LOOK
AT OUR **VIDEO**



VISIT THE WEBSITE
limbsandthings.com

OR YOUTUBE CHANNEL
youtube.com/limbsandthings

PACKAGE
SUPPLIED

Clean Bleed™ Bag (x2)

70401



Clean Bleed™ Absorbency Pad (x10)

70402



Clean Bleed™ Connectors Set

70403



Clean Bleed™ Fluid Reservoir

70404



Clean Bleed™ Carry Case

70405



Clean Bleed™ Pump

70408



Includes 6V DC mains adaptor

Concentrated Venous Blood - Refill

00021



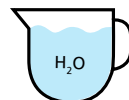
Fluid Reservoir Storage Cap



YOU'LL NEED
(NOT SUPPLIED)

AA Batteries (x4)

Jug of Water





EC DECLARATION OF CONFORMITY

In accordance with ISO IEC 17050-1 : 2010

We at

Limbs & Things Ltd

of

Sussex Street, St. Philips, Bristol, BS2 0RA

Declare under our sole responsibility that the product described below:


Brand and Model Name	Limbs & Things Clean Bleed™ Mat, Part number: 70400 & 70408
----------------------	--

Has been tested and is in conformity with the following standards:

<u>SUBJECT</u>	<u>STANDARD</u>
Electrical Safety	LVD Directive – 2014/35/EU EN 61010:2010 + A1:2019: Safety requirements for electrical equipment for measurement, control, and laboratory use. General requirements
Electromagnetic Compatibility	EMC Directive – 2014/30/EU EN61000-6-3:2007 + A1:2011 Electromagnetic compatibility (EMC). Generic standards. Emission standard for residential, commercial and light-industrial environments Conducted Emissions: EN61000-6-3:2007 + A1:2011 Radiated Emissions: EN61000-6-3:2007 + A1:2011 Voltage Fluctuations: EN61000-3-3:2013 Immunity: EN61000-6-1:2007: EN61000-4-4: 2012 EN61000-4-5: 2014
Radio performance	N/A
RoHS	RoHS - Directive 2011/65/EU, as amended (by Directive 2015/863)

I hereby declare that the equipment named above has been designed to comply with the relevant sections of the above referenced Standards.

Signed Nick Hull
Position Managing Director
Location Limbs & Things, Bristol, England

Signature 

Date 15/09/21

DECLARATION OF CONFORMITY

In accordance with UK Government Guidance

We at

Limbs & Things Ltd

of

Sussex Street, St. Philips, Bristol, BS2 0RA

Declare under our sole responsibility that the product described below:

Brand and Model Name	Limbs & Things Clean Bleed™ Mat, Part number: 70400 & 70408
----------------------	--

Has been tested and is in conformity with the following standards:

SUBJECT	STANDARD
Electrical Safety	Electrical Equipment (Safety) Regulations 2016 <i>BS EN 61010:2010 + A1:2019: Safety requirements for electrical equipment for measurement, control, and laboratory use. General requirements</i>
Electromagnetic Compatibility	Electrical Compatibility Regulations 2016 <i>BS EN61000-6-3:2007 + A1:2011</i> <i>Electromagnetic compatibility (EMC). Generic standards. Emission standard for residential, commercial, and light-industrial environments</i> Conducted Emissions: <i>BS EN61000-6-3:2007 + A1:2011</i> Radiated Emissions: <i>BS EN61000-6-3:2007 + A1:2011</i> <i>Voltage Fluctuations:</i> <i>BS EN61000-3-3:2013</i> Immunity: <i>BS EN61000-6-1:2007:</i> <i>BS EN61000-4-4: 2012</i> <i>BS EN61000-4-5: 2014</i>
Radio performance	N/A
RoHS	<i>The Restriction of the use of certain Hazardous Substances in Electrical and Electronic Equipment Regulations 2012</i>

I hereby declare that the equipment named above has been designed to comply with the relevant sections of the above referenced Standards.

Signed Nick Hull
Position Managing Director
Location Limbs & Things, Bristol, England

Signature

Date 05/11/21



We at
Limbs & Things Ltd

of

Sussex Street, St. Philips, Bristol, BS2 0RA

Declare under our sole responsibility that the product described below:

Brand and Model Name	Limbs & Things Clean Bleed™ Mat, Part number: 70400 & 70408
-----------------------------	--

Has been tested and is in conformity with the following standards:

Technical regulations	FCC CFR 47 Part 15B
Test laboratory	Kiwa Electrical Compliance Unit 8 Woodfieldside Business Park Pontllanfraith Blackwood United Kingdom NP12 2DG
Test report number	R21-5433
Test report date	12 TH March 2021

Signed Nick Hull
Position Managing Director
Location Limbs & Things, Bristol, England

Signature 

Date 21/09/21

SAFETY & CLEANING INSTRUCTIONS

READ THE SAFETY INSTRUCTIONS CAREFULLY BEFORE USING YOUR CLEAN BLEED™ MAT

DO's



Follow all instructions. Keep these instructions. Heed all warnings.

Only use simulated blood supplied with this product. Use of non-recommended fluid products may weaken or damage the simulator.



Use only the XP Power ACM06 mains adaptor provided with the product, the use of a different adaptor can cause electrical or fire hazards.

Clean the product with a damp soft cloth or sponge, using only warm water with mild detergent. The product must be stored dry.



If a product is damaged or worn, it should be repaired by Limbs & Things. To arrange this, please contact your point of purchase who will be able to provide a repair quote.

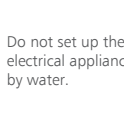
The product must be used by appropriately trained adults only.



DON'Ts



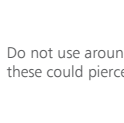
Do not install near any heat sources, do not expose the product to flames or use near naked flame sources. Do not use flammable solvents near or on this product.



Do not set up the product near electrical appliances or items damaged by water.



Caution - Risk of explosion if battery is replaced with incorrect type. This product is intended for use with standard type AA Alkaline or similar non-rechargeable batteries. Check local guidelines for the correct disposal of batteries. Store without batteries.



Do not use around sharp objects, these could pierce the bag.



Do not wear any jewellery items.

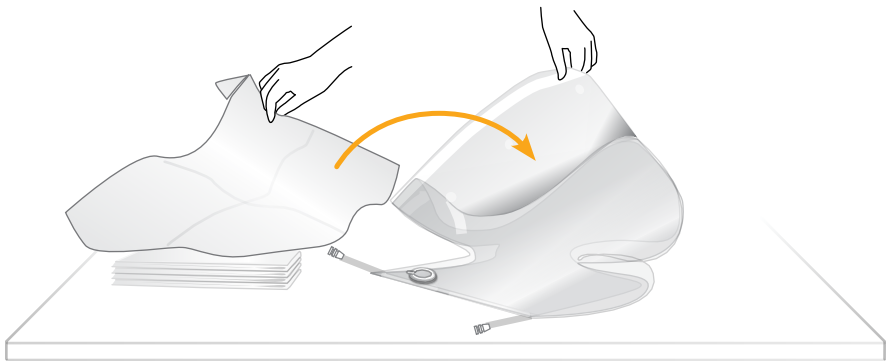
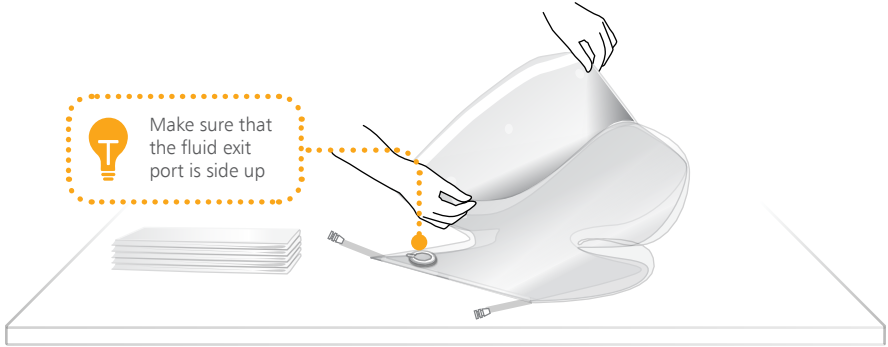
STORAGE & TRANSPORTATION



Always ensure that the products are properly packed and secured during transportation and storage in order to prevent personal injury or damage to the product.

SET UP

PLACING PAD WITHIN CLEAN BLEED™ BAG



SET UP

PLACING PAD WITHIN CLEAN BLEED™ BAG

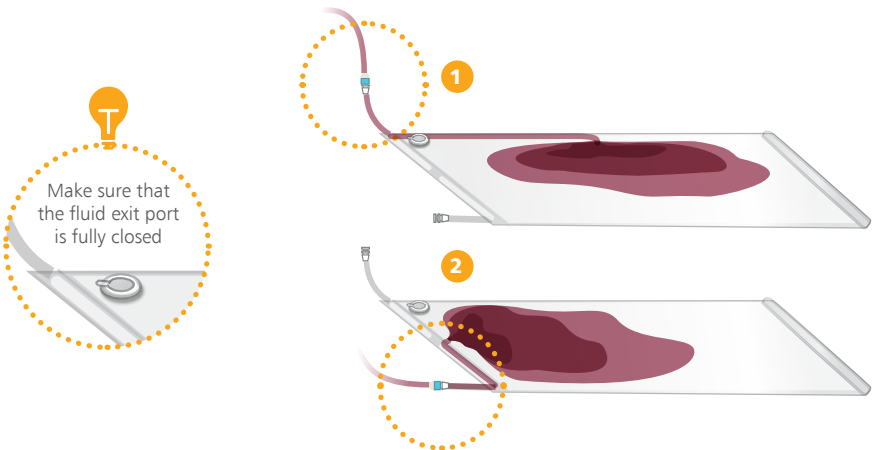
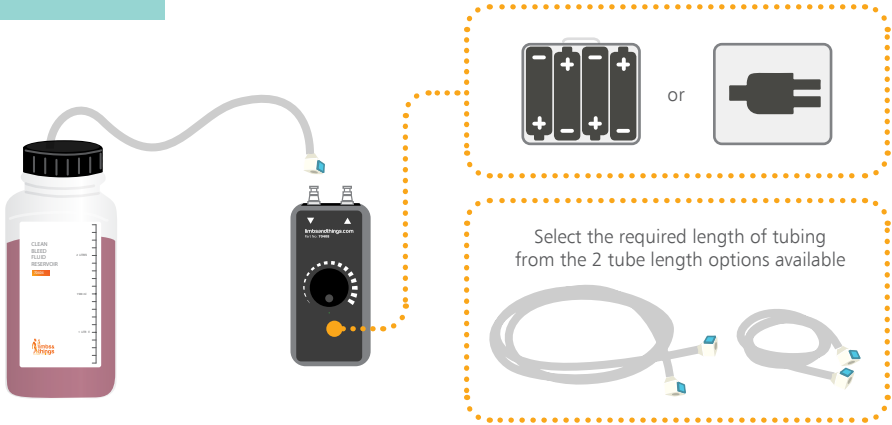


FILLING THE CLEAN BLEED™ RESERVOIR



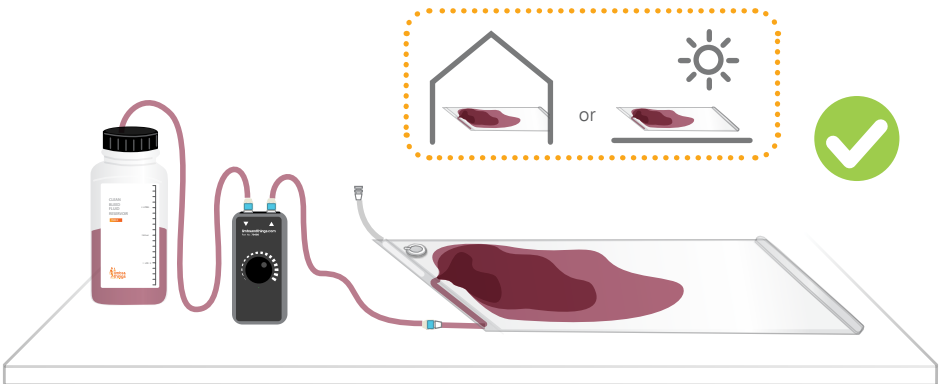
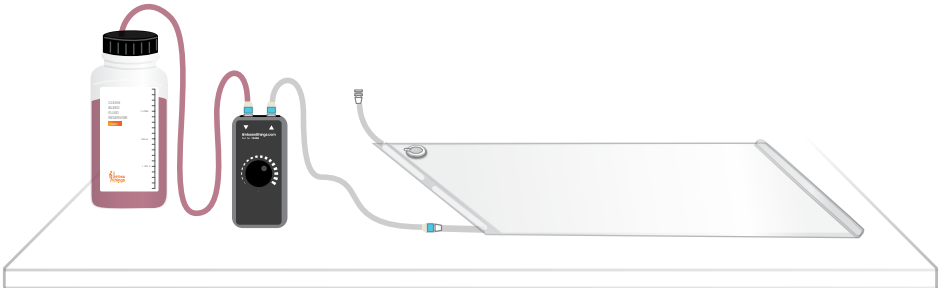
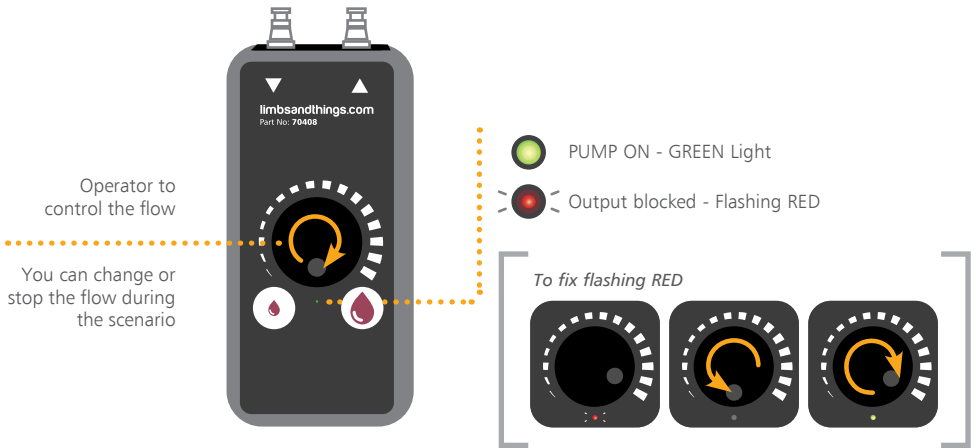
SET UP

CONNECTING THE TUBES



SET UP

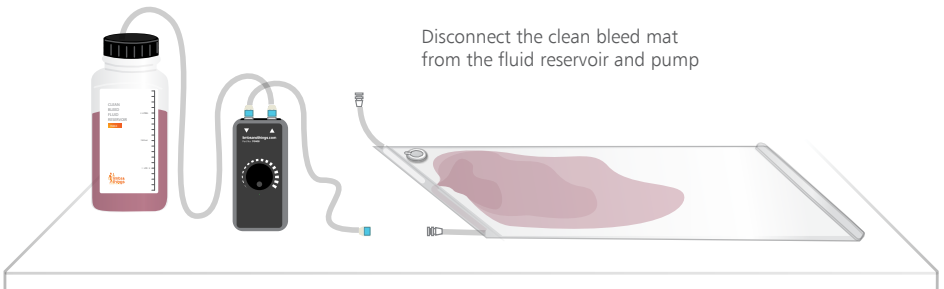
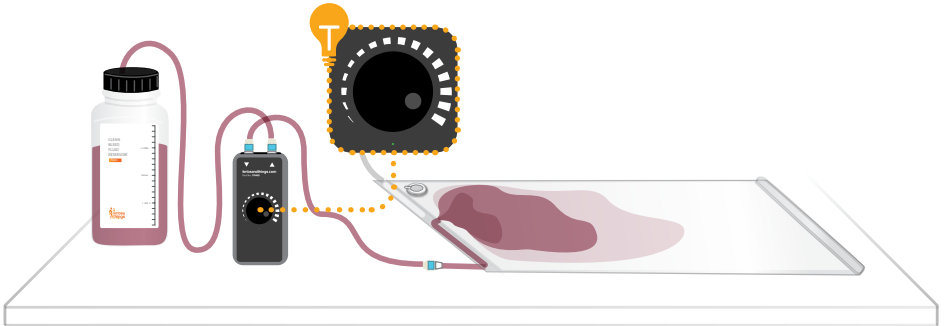
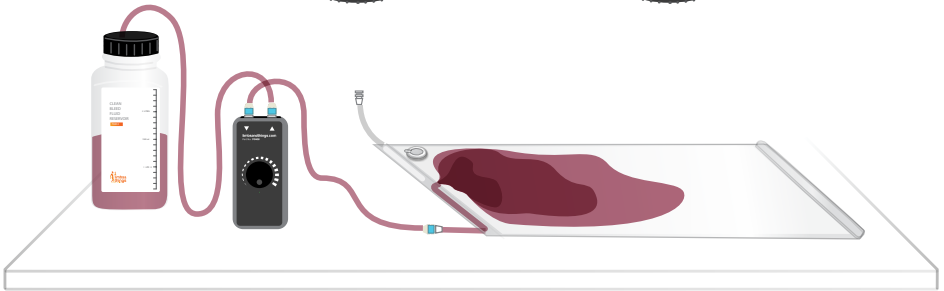
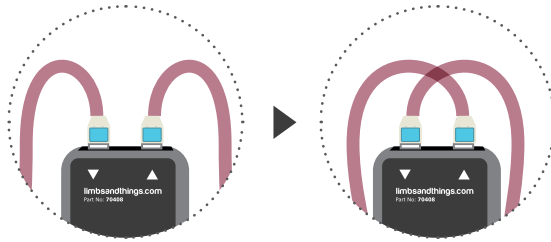
RELEASE FLUID INTO THE CLEAN BLEED™ MAT



CLEAN UP

DRAIN THE CLEAN BLEED™ MAT

Reverse the pump to drain the blood back into the fluid reservoir



Disconnect the clean bleed mat from the fluid reservoir and pump

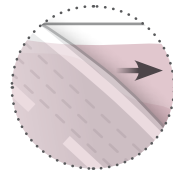
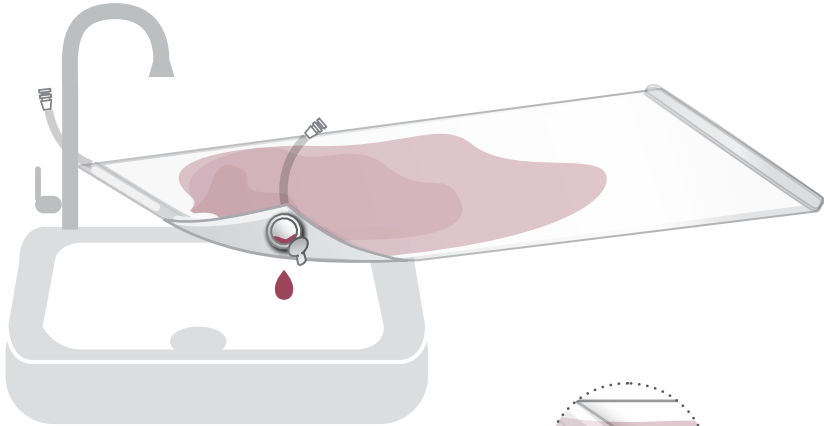


This method can also be used to remove air prior to starting the simulation

CLEAN UP

REMOVE ANY EXCESS BLOOD

Open the fluid exit port to drain



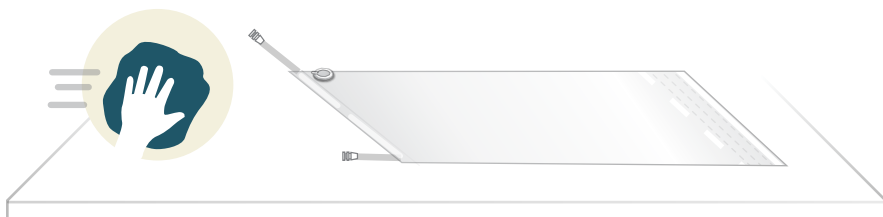
CLEAN UP

BEFORE STORAGE

Pour some water into the clear mat to rinse out




Place on a hard surface and dry both inside and outside



SET-UP
EXAMPLES
FOR SCENARIOS

The Clean Bleed™ Mat can be used in conjunction with a range of products, from task trainers, full body simulators or a simulated patient.



YOU MAY
ALSO BE
INTERESTED IN...

CONSUMABLE PARTS FOR PURCHASE

Clean Bleed™
Bag (x2)

70401



Clean Bleed™
Absorbency Pad (x10)

70402



Clean Bleed™
Bag (x5)

70406



Concentrated Venous
Blood - Refill

00021



UK Patent Pending
No: GB2000646.6

International Patent Pending
No: PCT/EP2020/080571

Part No: 165-034

Issue 05, January 2023
© 2023 Limbs & Things